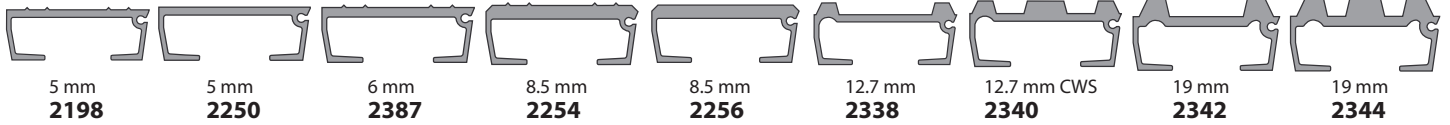


KEITH WALKING FLOOR Europe

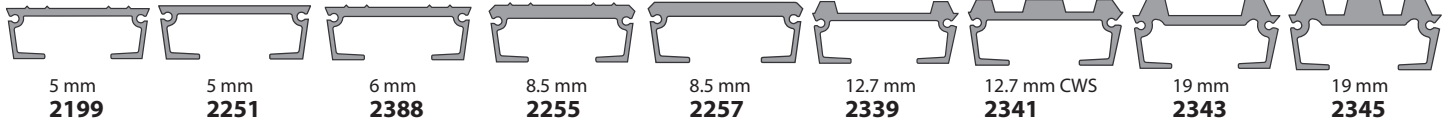
FLOORING AND COMPONENTS

97 mm SLATS WITH 1218 SEAL

Single Seal



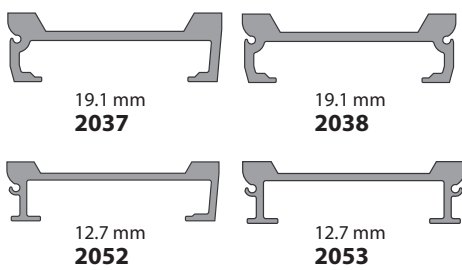
Double Seal



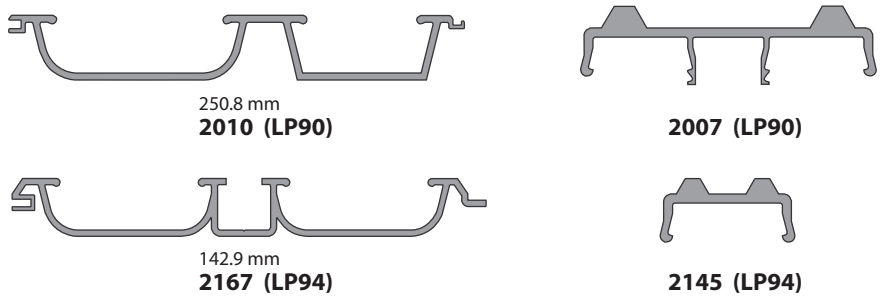
6" SLATS WITH 1207 SEAL

Single Seal

Double Seal



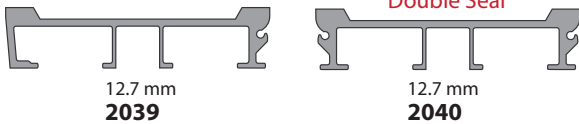
LP90 OR LP94 SUB-DECK & SLATS



185.4 mm SLATS WITH 1207 SEAL

Single Seal

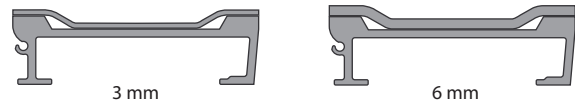
Double Seal



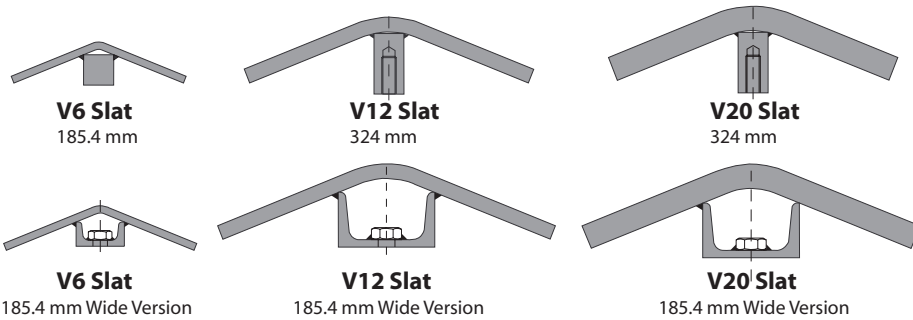
STEEL INLAY FOR 2052

Single Seal

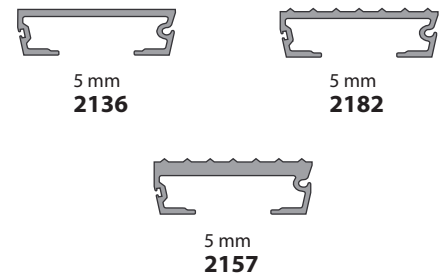
Double Seal



STEEL V-FLOOR® SYSTEM COMPONENTS STATIONARY APPLICATIONS

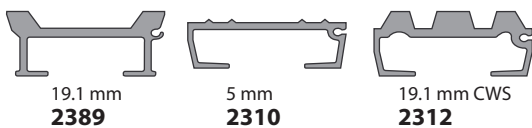


97 mm SLAT WITH 1207 & 1300 SEAL

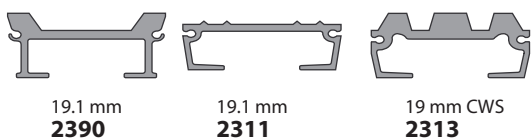


97 mm SLAT WITH 1207 OR 1212 SEAL

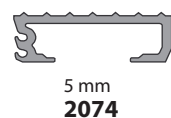
Single Seal



Double Seal

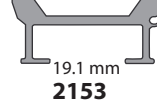


97 mm SLAT WITH 1207 & 1205 SEAL

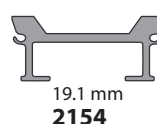


92.7 mm SLAT WITH 1207 OR 1205 SEAL

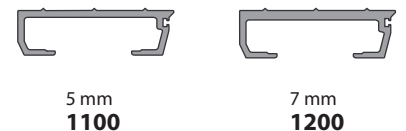
Single Seal



Double Seal



92.7 mm SLAT WITH 2624 SEAL



92.7 mm SLAT

